



1. TEAM REGISTRATION – REGISTERING THROUGH FFINDR

The Team Manager is responsible for registering the team.

1.1 TEAM MANAGERS

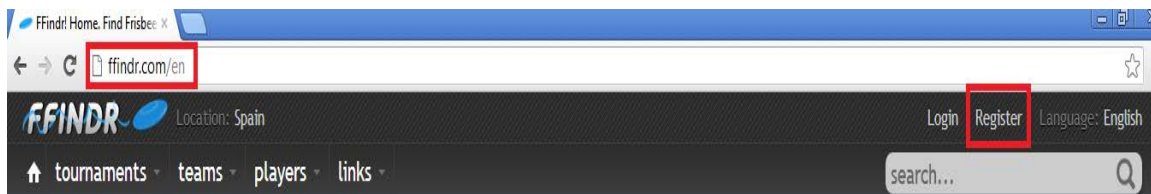
This section is dedicated to the team managers of the different national teams. This role is extremely important, and it is the responsibility of the team managers to inform the players. Each national team of each country shall indicate who will be this person. Only team managers which are formally designated by the respective National Federation will be given permission to register teams/players and manage rosters (cf. section 1.6.).

1.2. CREATE AN ACCOUNT ON FFINDR

If you already have an account on FFindr, you may pass to the next section. If you don't remember your password, please go to <http://ffindr.com/en/user/request-password>.

If not, continue reading to create an account:

1. Go to [Ffindr](http://ffindr.com), and click on “Register”.



2. Fill out the necessary fields and click on “Register”.

Choose a username:*

Your e-mail address:*

Pick a password:*

Confirm password:*

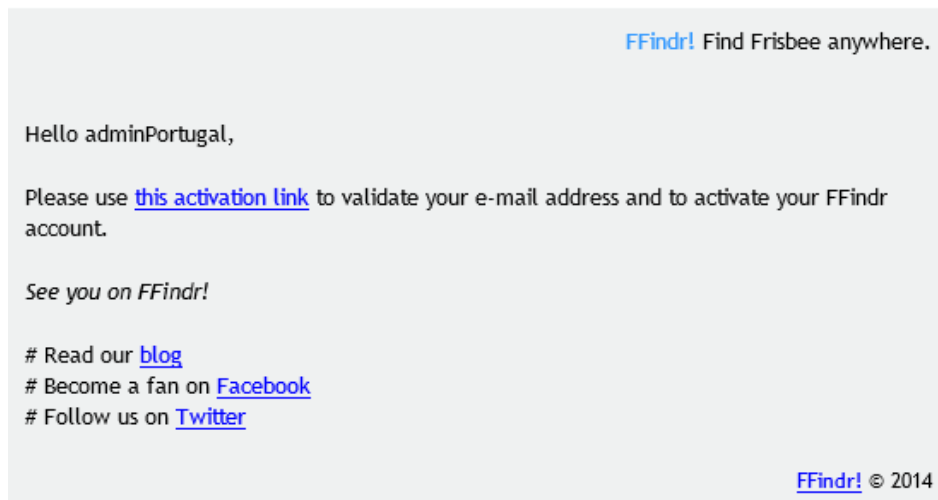
Your FFindr language:

I accept [terms of service](#) and [privacy policy](#).*

Tell me about exclusive Frisbee-related discounts and raffles (one e-mail per month at most):

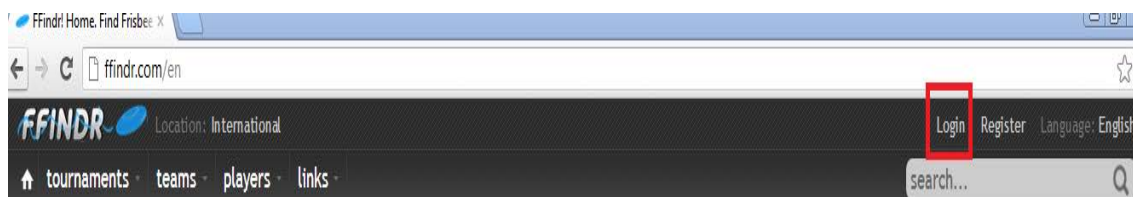
* Required information.

- An introductory email will be sent to your account. To activate your FFindr account, click on the link provided in the email.

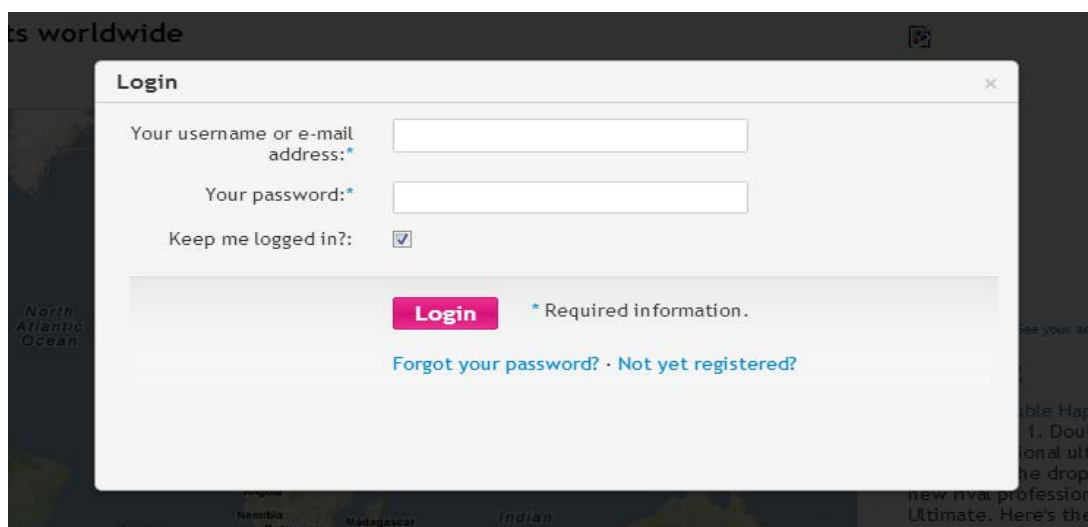


1.3. LOGIN

To start registering your team you will need to login first. To do it just select the Login option:

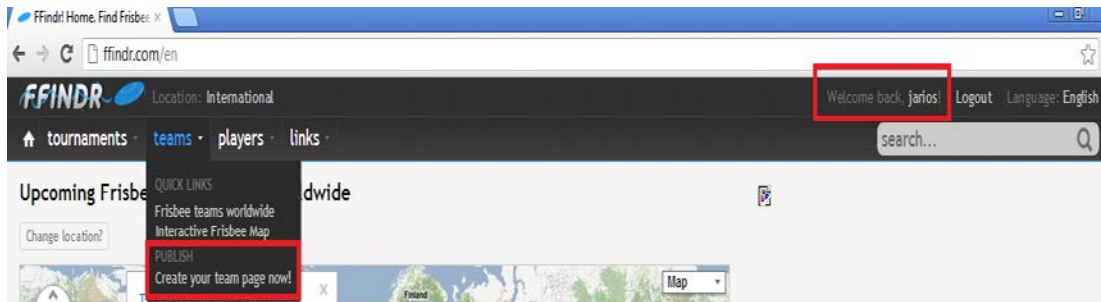


You will then be requested to fill in your username and password:



1.4. CREATE A NEW TEAM PAGE

The next step is to create a page for the team. Click on “Create a new team page”.



Fill in as much as you want. For the team’s name, please use the following naming convention:

<Country> - <Division> - WCBU2015.

For example: Portugal - Mixed – WCBU2015. This will facilitate life for everyone.

A screenshot of the 'Create a new team page' form on the FFINDR website. The form fields are: 'Team name:' with the value 'Portugal-Mixed-WCBU2015'; 'Contact e-mail:' with an empty field; 'Disciplines:' with 'Ultimate Frisbee' selected and other options like 'Disc golf', 'Freestyle', 'Guts', 'Double Disc Court', 'Goaltimate', 'Disc dogging', and 'Other' unselected; 'Type:' with a dropdown menu showing 'Selection (e.g. national or regio)'; and 'Divisions:' with 'Mixed' selected and other options like 'Open', 'Women', 'Loose Mixed', 'Open Masters', 'Women Masters', 'Mixed Masters', 'Grand Masters', 'Elite Open', 'Elite Women', 'Elite Mixed', 'University/college Open', 'University/college Women', 'University/college Mixed', 'Under 23 Open', 'Under 20 Open', and 'Under 17 Open' unselected.

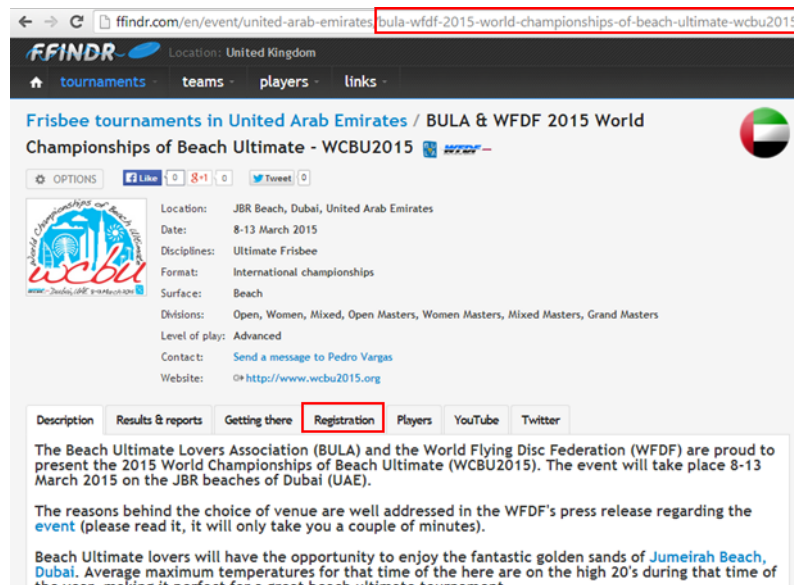
1.5. SPECIAL AUTHORIZATION

In order to register your team and players for WCBU2015, you need a special authorization. Please send an e-mail to registration@wcbu2015.org stating the country you want to register and your FFindr account username.

We will then attribute your FFindr account the required team manager permit. You can check on your account profile page (http://FFindr.com/en/user/<YOUR_USERNAME>) the list of your contributions to FFindr (meaning the pages you have owner/administrator privileges, e.g. the “Portugal-Mixed-WCBU2015”).

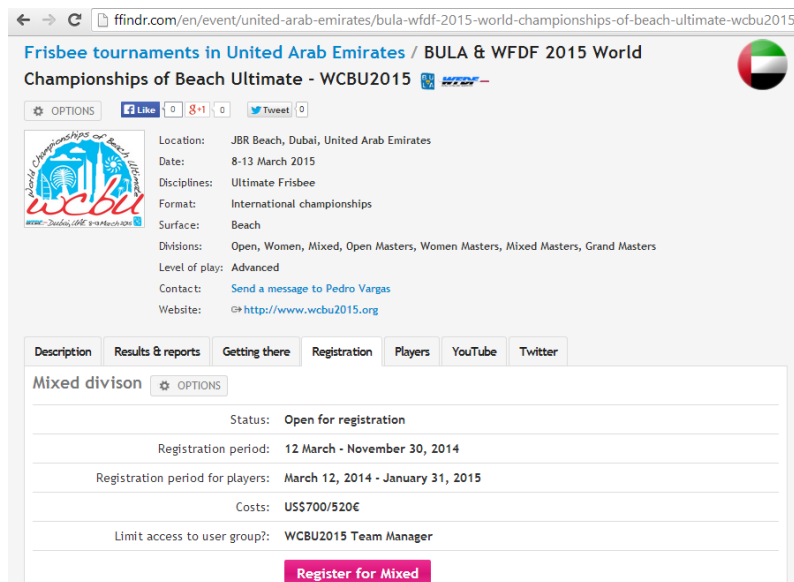
1.6. REGISTERING A TEAM

To register a team you have to identify yourself on FFindr with the account that you created in the last step, and then go to the WCBU2015's event page (<http://ffindr.com/en/event/united-arab-emirates/bula-wfdf-2015-world-championships-of-beach-ultimate-wcbu2015>). After that, click on the "Registration" tab.



The screenshot shows the FFindr website interface for the event "BULA & WFDF 2015 World Championships of Beach Ultimate - WCBU2015". The "Registration" tab is highlighted with a red box. The page displays event details such as location (JBR Beach, Dubai), date (8-13 March 2015), and disciplines (Ultimate Frisbee). Below the event details, there is a description of the event and a "Register" button.

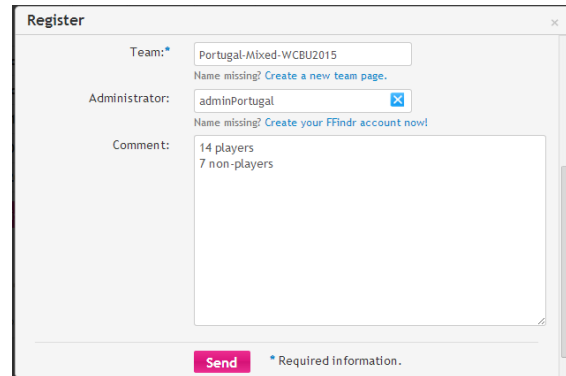
You now need to select the "Register" button of the intended division you want to register your team in.



The screenshot shows the registration details for the "Mixed division" of the event. The "Registration" tab is selected. The details include the status (Open for registration), registration period (12 March - November 30, 2014), registration period for players (March 12, 2014 - January 31, 2015), and costs (US\$700/520€). A red "Register for Mixed" button is visible at the bottom of the registration details section.

There are a total of seven divisions (Open, Women, Mixed, Masters, Women Masters, Mixed Masters, GrandMasters) so please be careful to submit your bid to the correct division. Then click on "Send bid for this division" (if you manage teams of several divisions you need to submit a bid for each division in question).

Please indicate approximate number of players, plus non-players older than 11 y/o, phone number and any other comments you like and click “Send” to submit the bid. A notification e-mail will be send to the WCBU2015’s registrations director, as well as to the team’s contact e-mail address on FFindr (this is not – and does not need to be – necessarily yours!).

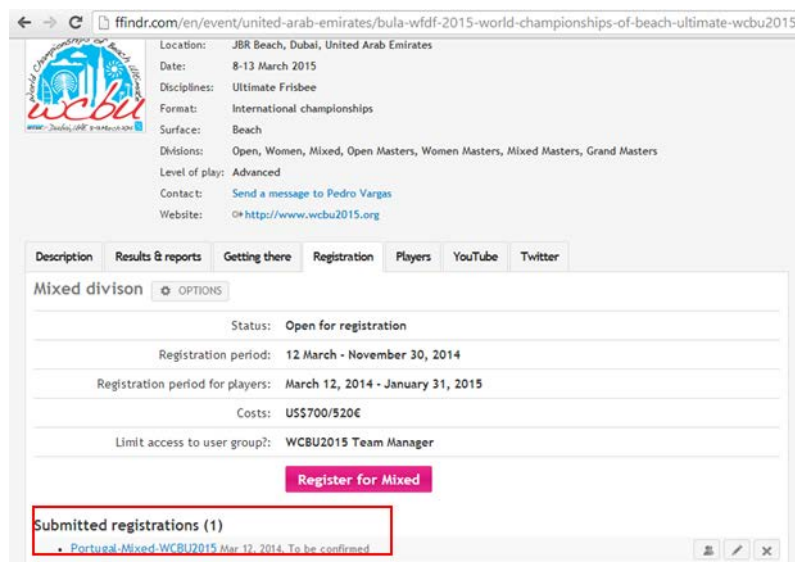


The screenshot shows a 'Register' form with the following fields:

- Team:** Portugal-Mixed-WCBU2015 (with a note: 'Name missing? Create a new team page.')
- Administrator:** adminPortugal (with a note: 'Name missing? Create your FFindr account now!')
- Comment:** 14 players, 7 non-players

A red 'Send' button is at the bottom, with a note: '* Required information.'

To ensure that you successfully registered your team, please check the list of submitted bids for the division in question.




The screenshot shows the event page for 'World Championships of Beach Ultimate - WCBU2015'. It includes event details like location (JBR Beach, Dubai), date (8-13 March 2015), and disciplines (Ultimate Frisbee). Below the details are tabs for 'Description', 'Results & reports', 'Getting there', 'Registration', 'Players', 'YouTube', and 'Twitter'. The 'Registration' tab is active, showing 'Mixed division' with a status of 'Open for registration'. It lists registration periods, costs (US\$700/\$20€), and a 'Register for Mixed' button. A 'Submitted registrations (1)' section is highlighted with a red box, showing one entry: 'Portugal-Mixed-WCBU2015 Mar 12, 2014, To be confirmed'.

1.7 PLAYER REGISTRATION AND ROSTER MANAGEMENT

The next and last step is the registration of players. Since not all players might be known right from the start, players can be added (or removed) progressively. To add players, click on “manage roster” right next to your team’s name on the event’s bid list page.

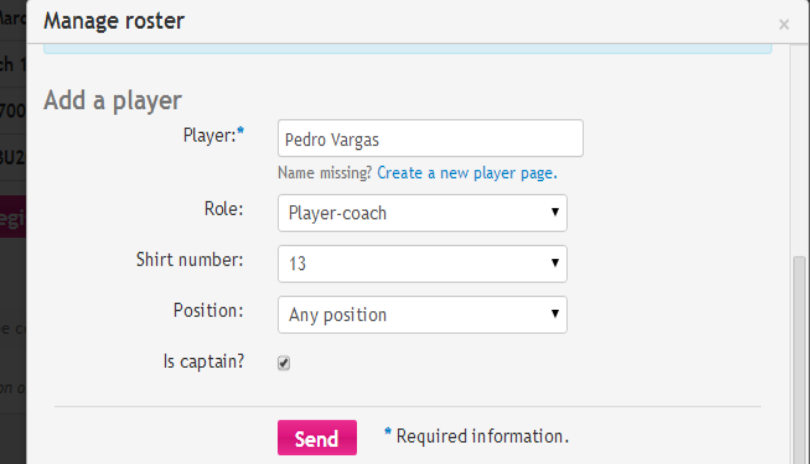
Submitted registrations (1)



The close-up shows the 'Submitted registrations (1)' section with one entry: 'Portugal-Mixed-WCBU2015 Mar 12, 2014, To be confirmed'. To the right of the entry are three icons: a person icon (highlighted with a red box), a pencil icon, and an 'X' icon.

Disclaimer: No spots can be claimed based on Information on this site.

Then fill out all of the necessary information (if necessary, you may create a player page yourself, but it is recommendable that each player makes their own page).

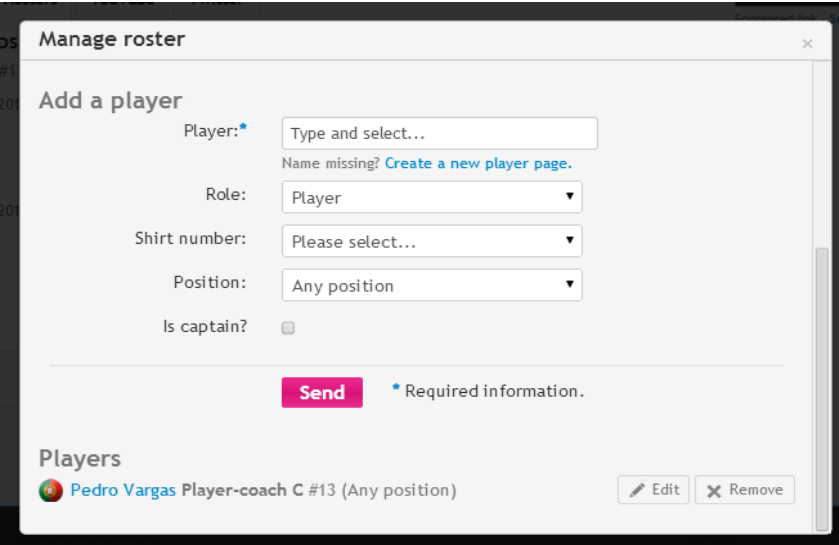


The screenshot shows a window titled "Manage roster" with a sub-section "Add a player". The form contains the following fields and values:

- Player: (marked with an asterisk as required)
- Role:
- Shirt number:
- Position:
- Is captain?:

Below the form is a pink "Send" button and a note: "* Required information." A link "Name missing? Create a new player page." is visible below the Player field.

The player should already be registered on FFindr and have an available player page, or else the registration cannot be performed. If the player doesn't exist on FFindr, please refer to section 1.3. When finalized, you may continue adding new players, or modify/delete a recently created player.



The screenshot shows the same "Manage roster" window. The "Add a player" form is now empty, with the following fields:

- Player: (marked with an asterisk as required)
- Role:
- Shirt number:
- Position:
- Is captain?:

Below the form is a pink "Send" button and a note: "* Required information." A link "Name missing? Create a new player page." is visible below the Player field.

Below the form, there is a section titled "Players" with a list of players. The first player is "Pedro Vargas Player-coach C #13 (Any position)". To the right of this entry are two buttons: "Edit" and "Remove".

Please provide further player details as requested. Remember that all information can be changed any time, by yourself, before the registration officially closes. Please provide as much data as possible even though you are not 100% sure, this helps the organization to get an idea of what is required.

1.8. ROSTERS SUBMISSION

Before the 31st of August 2015 (6 months before the start of the WCBU) each country shall indicate in which divisions they plan to partake in. The team manager shall register the teams via Ffindr. Teams are accepted when the corresponding team fee has been paid.

Preliminary rosters for all national teams shall be submitted on [Ffindr](#), no later than the 30th of November 2014 (3 months before the tournament).

The Ffindr rosters shall contain the following information on each player:

- Shirt number (0-99)
- Date of birth
- Gender
- Nationality
- First and last name
- National ID or passport number
- Special dietary needs/allergies
- Email address
- Mobile number

Although not compulsory, we kindly request players and team managers to provide individual contact details (i.e. email address and phone number). This will greatly facilitate the communication between the organizing and all participants of the event.

You will also be requested to indicate the Team's Captain and Spirit Captain on your roster submission.

These rosters do not fully bind the teams regarding final player selection. Players may be added or taken from the roster as appropriate up to the 31st of January deadline, though this initial roster should reflect the most likely selection available to play for each team.

Final rosters for all national teams shall be entered on Ffindr before the 31st of January 2015. No players may be added to the team after this date, without express permission from the Chair of the WCBU Committee [Pedro Vargas](mailto:pedro@beachultimate.org) (pedro@beachultimate.org).

The minimum number of players permitted on a roster for teams is nine (9). All teams must register at least 9 players for the start of the tournament. Mixed teams must have a minimum of five players of each gender on their roster. If, during the course of the tournament, a team is not able to field at least 7 players for a single game, then the TD may suspend that team from competition on medical grounds.

The maximum number of registered players per team is 20.

2. CREATING A PLAYER PAGE ON FFINDR

This section is dedicated to the players. The registration process for players is very simple. You only have to sign up on [FFindr](#) and then create a player page.

2.1. SIGN-UP ON FFINDR.

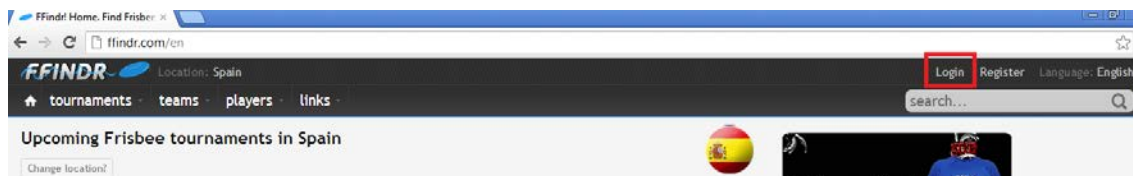
If you don't already have an account on FFindr, the following steps are the same as those for an administrator. Please take a look at Chapter "1.2. - Create an account on FFindr".

2.2. CREATE YOUR PLAYER PAGE

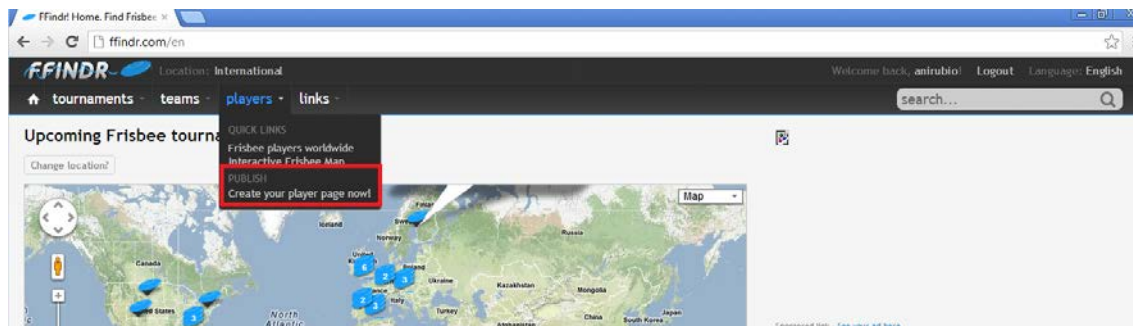
Once you have signed up on FFindr, the next step is to create your own player page. This way, your team coordinator can add you to the roster of your national team.

To do so, follow these simple steps:

1. Login on [FFindr](#)



2. Go to the menu option: **players** → Create your player page now!



3. Fill out all of the necessary information. The more, the better!

Create a new player page

First and Last Name:* Ana Belén Rublo

Nickname: ani

Contact e-mail:*

& Never shared with other users

Disciplines:* Ultimate Frisbee
 Disc golf
 Freestyle
 Guts
 Double Disc Court
 Goaltimate
 Disc dogging
 Other

City:* Madrid

4 . In the same menu, make sure you add a passport type photo of yourself. This will be necessary for identification purposes throughout the tournament.

- The photo must be a .jpg, .bmp or .gif file with a resolution of at least 300dpi and less than 2 MB in size.
- The photo must be a true likeness of you.
- Hats and head coverings are not allowed unless when worn for religious or medical reasons and only if the features of your face can be seen.